



Submittal Data

MODEL
BG-121R01

Project Name:	
Location:	
Engineer:	
Submitted to:	
Submitted by:	

Approval:	
Date:	
Construction:	
Unit #:	
Drawing #:	

Reference:

PERFORMANCE DATA

Power supply 1Ph, 115V-, 60Hz

Cooling

Capacity	Btu/h	12000
Input	W	1140
Rated current	A	11.3
CEER	Btu/w	10.5

Heating

Capacity	Btu/h	NA
RATED Input(Heater)	W	NA
Rated current	A	NA
Max. Current	A	NA

Compressor Electrical

Model	KSM99E11VEZ	
Type	ROTARY	
Brand	GMCC	
Capacity	Btu/h	11976
Input	W	840
Rated current(RLA)	A	7.3
Thermal protector	NA	
Refrigerant oil/oil charge	oz.	ESTER OIL VG74 320
Refrigerant type	oz	R32/17.28

Air flow & Noise level

Indoor air flow	CFM	470/426/374
Indoor noise level	dB(A)	59/56.8/55.3
Outdoor air flow	CFM	925/825/721
Outdoor noise level	dB(A)	68.7/65.3/62
Window Opening	Max Width	26.8/36
	Max Height	15.5

Accessories

Wall Sleeve-breakdown	EA448F
-----------------------	--------



Fan Motor

Model	YKTS-105-4-52	
Input	W	170/148/128
Speed	RPM	1480/1360/1230

Dimensional Data


Dimension(W*D*H)	inch	24.21x20.28x14.5 3
Packing (W*D*H)	inch	27.95x26.57x16.93
Net/Gross weight	74.96/87.52 lbs.	

SYSTEM DATA


Design pressure	PSIG	300/520
Thermostat type	Remote Controller	
Application area (Cooling EPA)	450-550	

Cord and Plug


Cord Length	ft.	7.02
Plug Face	Nema	5-15P




15A-115V
NEMA 5-15P



15A-230V
NEMA 6-15P



20A-230V
NEMA 6-20P



30A-230V
NEMA 6-30P